



# College & Career: Every Student Graduates Ready for College and Careers

## Goal 4 - Keystone Proficiency

School Code | 5080 School Name | Parkway Center City Middle College High School

**Goal 4:** The percentage of students who are proficient on all three state high school assessments (Algebra, Literature, and Biology) by the end of their 11th grade year will grow from 26.1% in August 2019 to 52.0% by August 2026.

### % of 11th Graders Proficient on Algebra, Biology, & Literature Keystones

**All Students**, 107 students

**Score: 73.8 %**



**2021-2022 Target: 31.7 %**

42.1 pts above target

**2025-2026 Goal: 52.0 %**

21.8 pts above target



- Meeting Target
- Not Meeting Target

**American Indian / Alaskan Native**

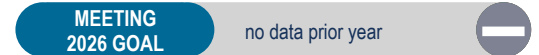
Insufficient Sample

**Asian**

Insufficient Sample

**Black / African American**, 80 students

**Score: 68.8 %**  
37.1 pts above target



**Hispanic / Latino**

Insufficient Sample

**Multi Racial / Other**

Insufficient Sample

**Native Hawaiian / Pacific Islander**

Insufficient Sample

**White**

Insufficient Sample

**English Learners**

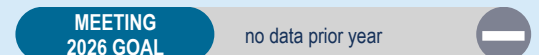
Insufficient Sample

**Students with IEPs**

Insufficient Sample

**Economically Disadvantaged**, 62 students

**Score: 82.3 %**  
50.6 pts above target



# College & Career: Every Student Graduates Ready for College and Careers

## Goal 5 - Career and Technical Education

## Graduation and College Readiness

School Code | 5080 School Name | Parkway Center City Middle College High School

**Goal 5:** The percentage of Career and Technical Education (CTE) students who pass an industry standards-based competency assessment by the end of their 12th grade year will grow from 54.5% in August 2019 to 80.0% in August 2026.

### % of 12th Grade CTE Students Meeting Industry Standards

#### All Students

Insufficient Sample

### AP, IB, or Dual Enrollment Course Metrics

100.0 %

*% of Students Meeting Standard on AP Exam, on IB Exam, or in Dual Enrollment Course by End of 12th Grade*

0.0 %

*% of Students Participating in but Not Meeting Standard on AP Exam, IB Exam, or Dual Enrollment Course by the End of 12th Grade*

0.0 %

*% of Students Not Participating in AP Exam, IB Exam, or Dual Enrollment Course by the End of 12th Grade*

### Other Key Metrics

93.3 %

*Ninth-Grade On-Track Rate*

70.9 %

*First-Fall Matriculation*

88.2 %

*% of Students Completing the FAFSA by End of 12th Grade*

- Meeting Target
- Not Meeting Target

# College & Career: Every Student Graduates Ready for College and Careers

## Graduation and College Readiness

School Code | 5080 School Name | Parkway Center City Middle College High School

### Four-Year Cohort Graduation Rate

All Students, 110 students

Score: 100.0 %



2021-2022 Target: 87.7 %  
12.3 pts above target

2025-2026 Goal: 90.0 %  
10.0 pts above target



- Meeting Target
- Not Meeting Target

American Indian / Alaskan Native

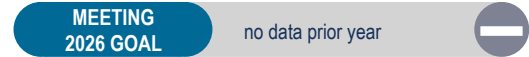
Insufficient Sample

Asian

Insufficient Sample

Black / African American, 76 students

Score: 100.0 %  
12.3 pts above target



Hispanic / Latino

Insufficient Sample

Multi Racial / Other

Insufficient Sample

Native Hawaiian / Pacific Islander

Insufficient Sample

White

Insufficient Sample

English Learners

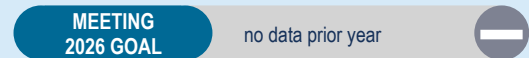
Insufficient Sample

Students with IEPs

Insufficient Sample

Economically Disadvantaged, 73 students

Score: 100.0 %  
12.3 pts above target



# College & Career: Every Student Graduates Ready for College and Careers

## Graduation and College Readiness

School Code | 5080 School Name | Parkway Center City Middle College High School

### Four-Year Cohort Drop-Out Rate

### Four-Year Cohort Continuation Rate

#### All Students

0 out of 110 students

Score: 0.0%

#### All Students

0 out of 110 students

Score: 0.0%

#### American Indian / Alaskan Native

Insufficient Sample

#### American Indian / Alaskan Native

Insufficient Sample

#### Asian

Insufficient Sample

#### Asian

Insufficient Sample

#### Black / African American

0 out of 76 students

Score: 0.0%

#### Black / African American

0 out of 76 students

Score: 0.0%

#### Hispanic / Latino

Insufficient Sample

#### Hispanic / Latino

Insufficient Sample

#### Multi Racial / Other

Insufficient Sample

#### Multi Racial / Other

Insufficient Sample

#### Native Hawaiian / Pacific Islander

Insufficient Sample

#### Native Hawaiian / Pacific Islander

Insufficient Sample

#### White

Insufficient Sample

#### White

Insufficient Sample

#### English Learners

Insufficient Sample

#### English Learners

Insufficient Sample

#### Students with IEPs

Insufficient Sample

#### Students with IEPs

Insufficient Sample

#### Economically Disadvantaged

0 out of 73 students

Score: 0.0%

#### Economically Disadvantaged

0 out of 73 students

Score: 0.0%

# Climate, Culture & Opportunity

## Guardrail 1 - Welcoming and Supportive Schools

School Code | 5080 School Name | Parkway Center City Middle College High School

**Guardrail 1:** Every school will be a safe, welcoming and healthy place where our students, staff and community want to be and learn each day. This means that our schools will be: 1) environmentally safe and clean; and 2) spaces with inclusive climates that provide students with access to robust social, emotional, and mental health supports.


### School Climate Score

Score: 7.8



2021-2022 Target: 7.0  
0.8 pts above target

2025-2026 Goal: 7.0  
0.8 pts above target



### School Climate Survey

7.6/10  
Student Rating

9.4/10  
Parent Rating

7.4/10  
Teacher Rating

### School Instruction Score

Score: 7.9



2021-2022 Target: 8.0  
-0.1 pts from target

2025-2026 Goal: 8.0  
-0.1 pts from target



### School Instruction Survey

8.3/10  
Student Rating

8.0/10  
Parent Rating

7.3/10  
Teacher Rating

- Meeting Target
- Not Meeting Target



Yes

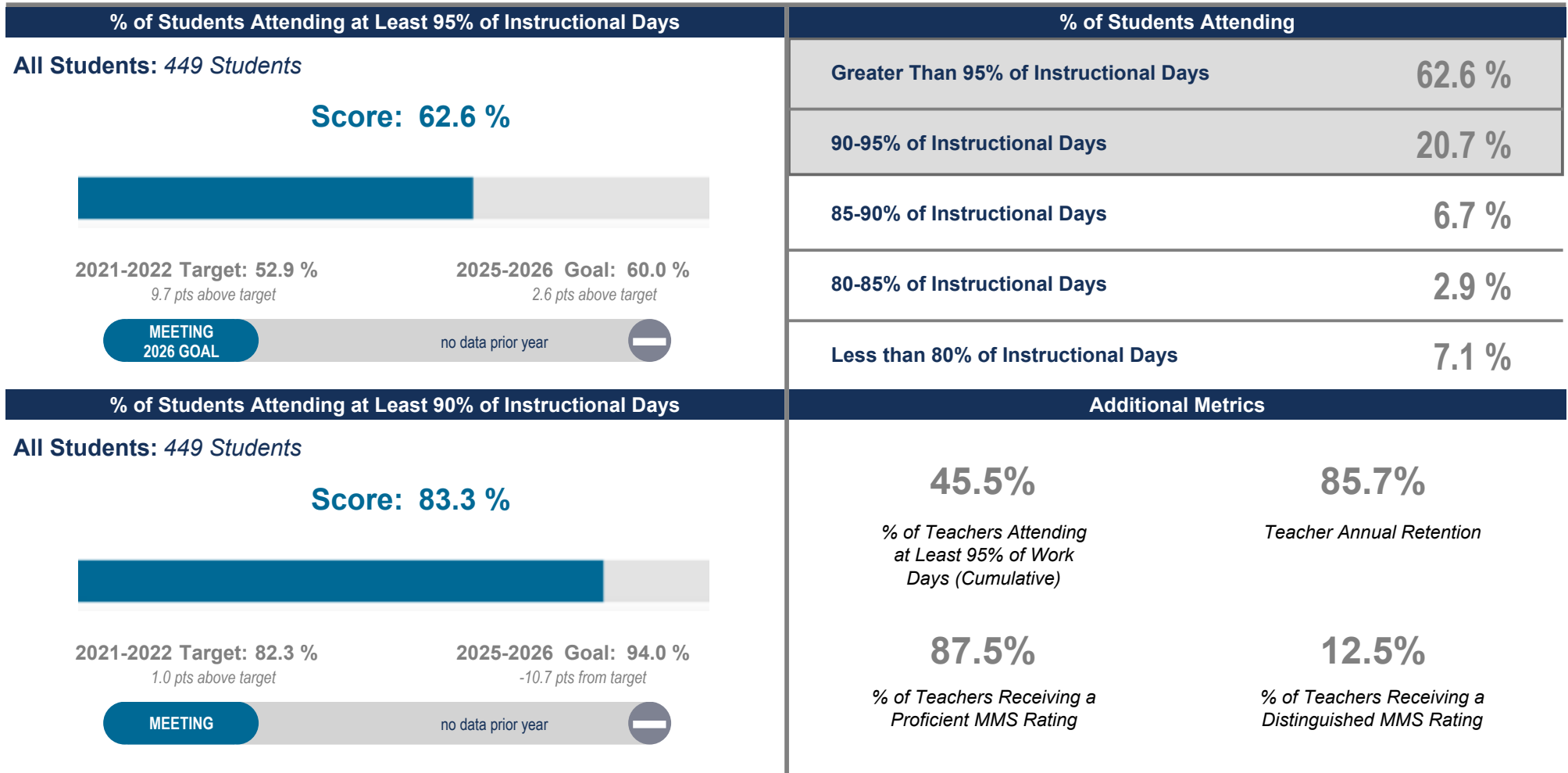
School Has at Least 2 Behavioral/Mental Health Support FTEs per 500 Students

# Climate, Culture & Opportunity

## Guardrail 1 - Welcoming and Supportive Schools

School Code | 5080 School Name | Parkway Center City Middle College High School

**Guardrail 1:** Every school will be a safe, welcoming and healthy place where our students, staff and community want to be and learn each day. This means that our schools will be: 1) environmentally safe and clean; and 2) spaces with inclusive climates that provide students with access to robust social, emotional, and mental health supports.



- Meeting Target
- Not Meeting Target

# Climate, Culture & Opportunity

## Guardrail 2 - Enriching and Well-rounded School Experiences

## Guardrail 3 - Partnering with Parents / Family Members

School Code | 5080 School Name | Parkway Center City Middle College High School

**Guardrail 2:** Every student will have a well-rounded education with co-curricular opportunities, including arts and athletics, integrated into the school experience.

**Guardrail 3:** Every parent and guardian will be welcomed and encouraged to be partners in their child's school community.

### % of Students Participating in Co-Curricular / Athletics Activities

*% of Students  
Participating in Co-  
Curricular / Athletics  
Activities*

**Data Unavailable**

### School Relationship Score

**Score: 7.5**



**2021-2022 Target: 8.0**

*-0.5 pts from target*

**NOT MEETING**

no data prior year



### Additional Metrics



**Yes**

*School Has a SAC/Parent Advisory Group*



**Yes**

*School Has a SAC/Parent Advisory Group That Meets Regularly*



**4**

*Number of SAC/Parent Advisory Group Meetings*

- Meeting Target
- Not Meeting Target



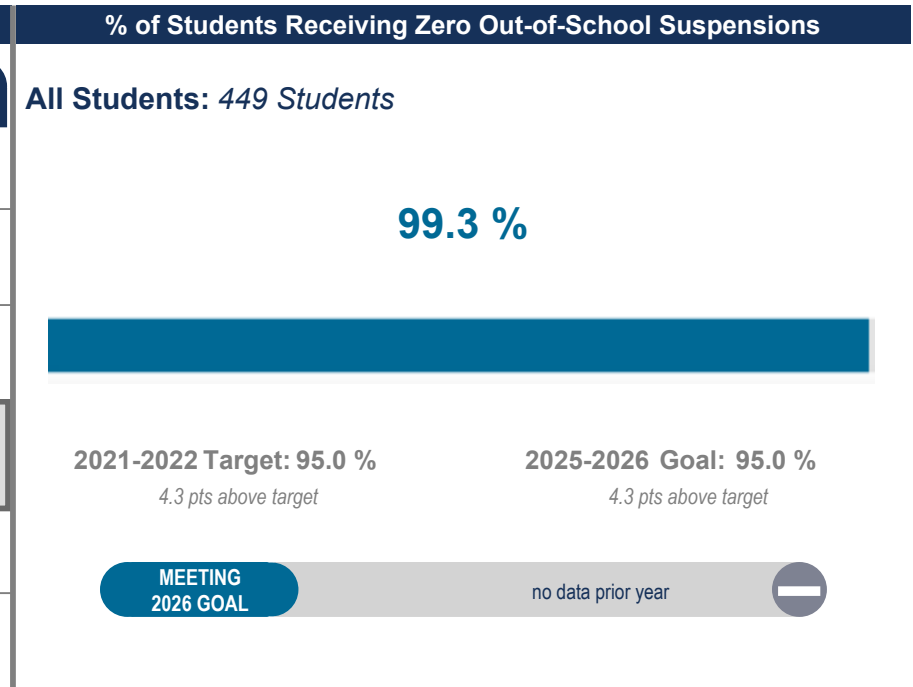
# Climate, Culture & Opportunity

## Guardrail 4 - Addressing Racist Practices

School Code | 5080 School Name | Parkway Center City Middle College High School

**Guardrail 4:** Our students' potential will not be limited by practices that perpetuate systemic racism and hinder student achievement.

| Suspension Disproportionality         |                                       |       |  |
|---------------------------------------|---------------------------------------|-------|--|
|                                       | % of Enrollment<br>(Total Enrollment) |       | % of Suspensions Given to<br>Each Subgroup |
| All Students                          |                                       | (447) |  |
| American Indian /<br>Alaskan Native   | 0.0 %                                 | (0)   | 0.0 %                                      |
| Asian                                 | 7.8 %                                 | (35)  | 33.3 %                                     |
| Black /<br>African American           | 70.3 %                                | (314) | 33.3 %                                     |
| Hispanic /<br>Latino                  | 15.4 %                                | (69)  | 0.0 %                                      |
| Multi Racial /<br>Other               | 4.5 %                                 | (20)  | 33.3 %                                     |
| Native Hawaiian /<br>Pacific Islander | 0.0 %                                 | (0)   | 0.0 %                                      |
| White                                 | 2.0 %                                 | (9)   | 0.0 %                                      |
| English Learners                      | 2.7 %                                 | (12)  | 0.0 %                                      |
| Students with IEPs                    | 3.1 %                                 | (14)  | 0.0 %                                      |
| Economically<br>Disadvantaged         | 60.0 %                                | (268) | 100.0 %                                    |



### Disproportionality in AP, IB, and Dual Enrollment Courses

| All Students | Black /<br>African American | Hispanic /<br>Latino |
|--------------|-----------------------------|----------------------|
| 100.0 %      | 100.0 %                     | 100.0 %              |

- Meeting Target
- Not Meeting Target